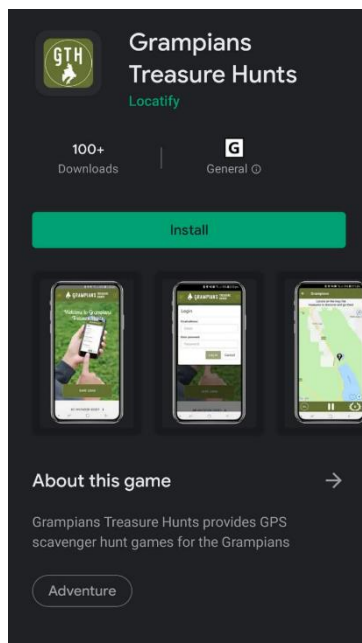
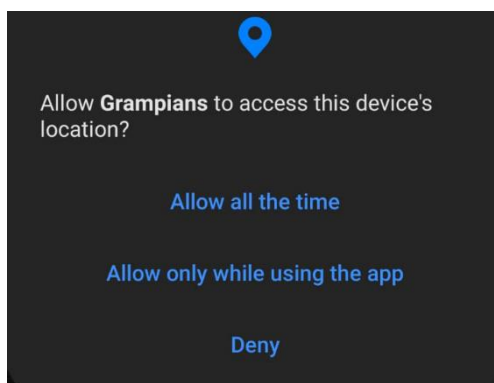


The below instructions are on an android device but should be similar on any Apple device.

1. Download the Grampians Treasure Hunts by Locatify app from the iTunes store or Google Play

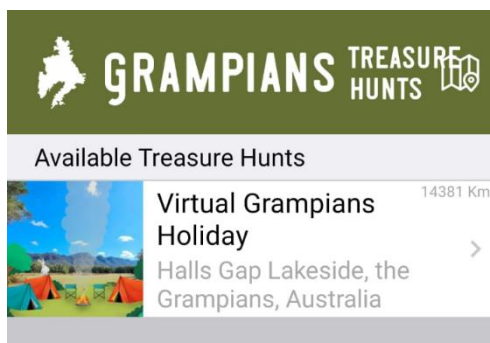


2. Once installed, open the game and you will see a notification to allow access to your device's location. For this game you can click deny but if you like to play future treasure hunts when you visit the park it might be interesting to allow only while using the app or if you do not have this



option allow.

- Find the game "Virtual Grampians Holiday" (this should instantly pop up into your



screen)

- Install the game, it will take a minute or so to download.



- Ready to start? Push "Start Tour"



- Fill in your player name (be creative!) and your email address so we can reach you in case you win one of the exciting prizes!

Participate in a Treasure Hunt

My player name and email

Halls Gap Lakeside

bookings@hallsgaplakeside.com

CANCEL OK

7. You will see a photo of a road with Mt Abrupt in the background. On this photo you will see a cockatoo. Click on this cockatoo get to the challenges.

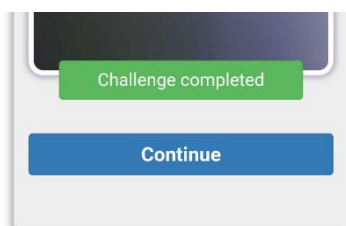
Note 1: You will only find challenges under the cockatoos that are facing left, right



facing cockatoos in the game do not have any hidden challenges)

Note 2: You might have to allow access to your camera and storage of your phone to take and store pictures taken during the challenges.

8. Execute the challenge and scroll to the bottom of the page to press "continue"



9. When you finished your challenges, you will see a letter on your screen. Write this down or save in your photo library.

10. In your drop-down menu, go to the next location and so on, there are a total of 9 locations!

